

CM 13-08
More Disaster factor

STAGE ONE

Bay N2



Florida State Match 2014
Stage Two
Caution While Speeding
Course Designer: Jenx
Rules: per USPSA Rules



START POSITION: Standing anywhere in shooting area, hands relaxed at sides.

GUN READY CONDITION: Gun loaded and holstered.

STAGE PROCEDURE: On signal, engage targets from within the shooting area.

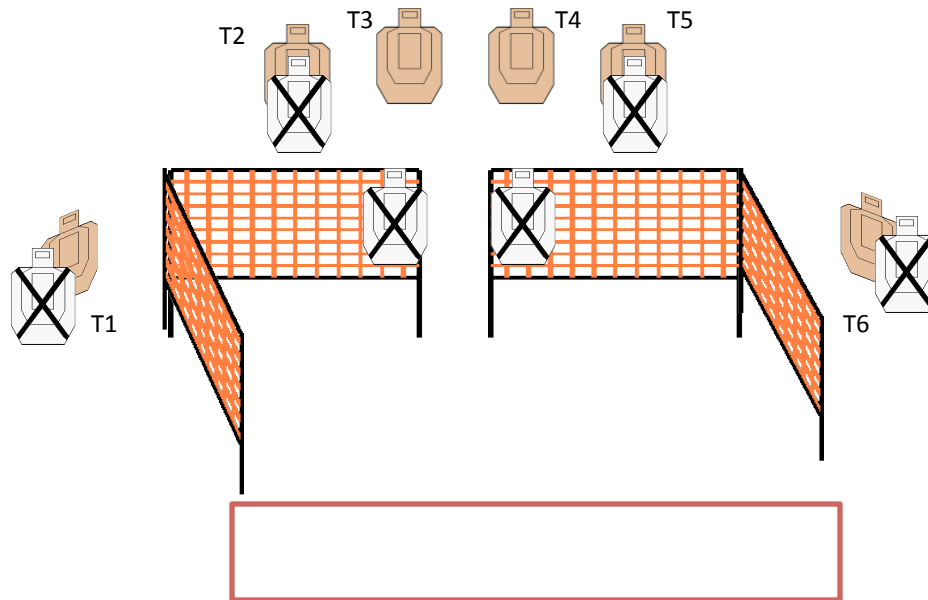
SCORING: Comstock 12 rounds, 60 points

TARGETS: 6 Metric

SCORED HITS: Best 2 per Paper, steel down = 1A

START-STOP: Audible - Last shot

PENALTIES: Per USPSA Rules



Bay N2



2014 Florida State Match
Stage Three
Vanilla Pudding
Course Designer: Jenx
Rules: per USPSA Rules



START POSITION: Facing down range gun loaded and holstered toes touching X's, hands relaxed at sides.

GUN READY CONDITION: Loaded and holstered.

STAGE PROCEDURE: On signal, engage targets from within shooting area.

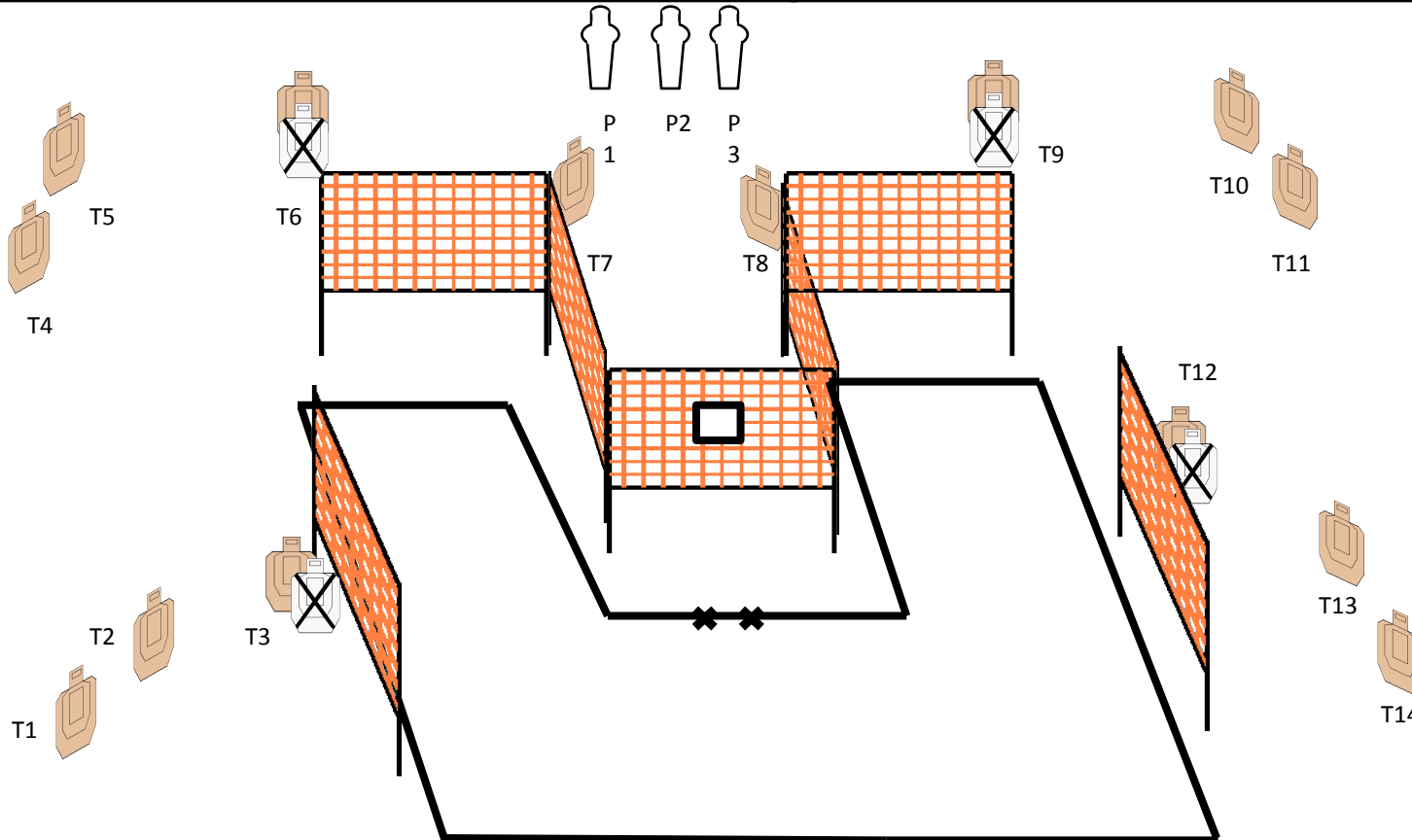
SCORING: Comstock 31 Rounds, 155 Points

TARGETS: 14 Metric, 3 Poppers

SCORED HITS: Best 2 per Paper, steel down = 1A

START-STOP: Audible - Last shot

PENALTIES: Per USPSA Rules



Setup Notes:

Bay N3



2014 Florida State Match
 Stage Four
 Swing Away
 Course Designer: Jenx/Smitty
 Rules: per USPSA Rules



START POSITION: Standing anywhere in the shooting area, hands relaxed at sides.

GUN READY CONDITION: Loaded and holstered.

STAGE PROCEDURE: On signal, engage targets from within shooting area.

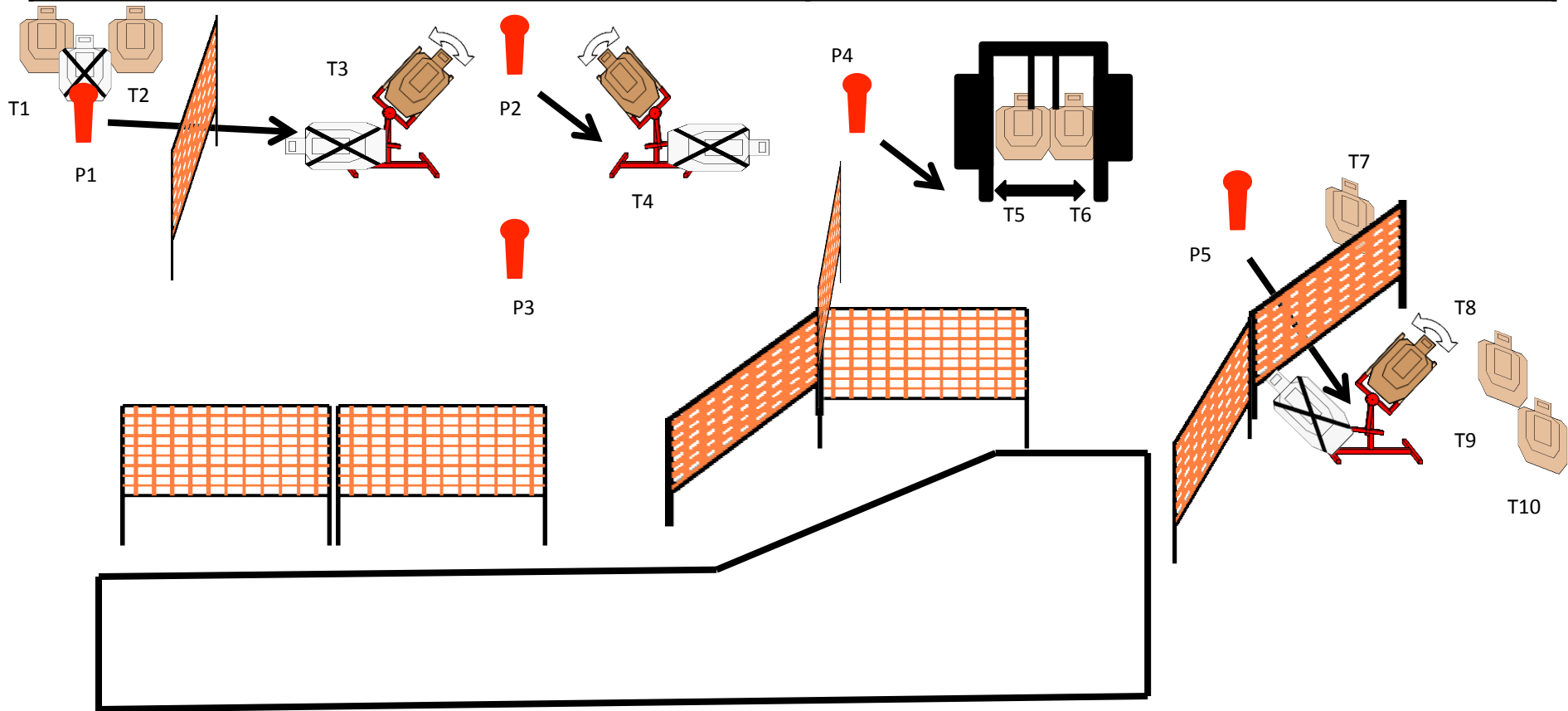
SCORING: Comstock 25 Rounds, 125 Points

TARGETS: 10 Metric, 5 Poppers

SCORED HITS: Best 2 per Paper, steel down = 1A

START-STOP: Audible - Last shot

PENALTIES: Per USPSA Rules



Setup Notes: P 1 activates T3, P2 activates T4, P4 activates pendulum T 5&6, P5 activates T8. All movers are visible at rest.

Bay N5



2014 Florida State Match
 Stage Five
 Flying "Vee"

Course Designer: Jenx
 Rules: per USPSA Rules



START POSITION: Standing outside the shooting area toes touching marks, hands relaxed at sides.

GUN READY CONDITION: Loaded and holstered.

STAGE PROCEDURE: On signal, engage targets from within shooting area.

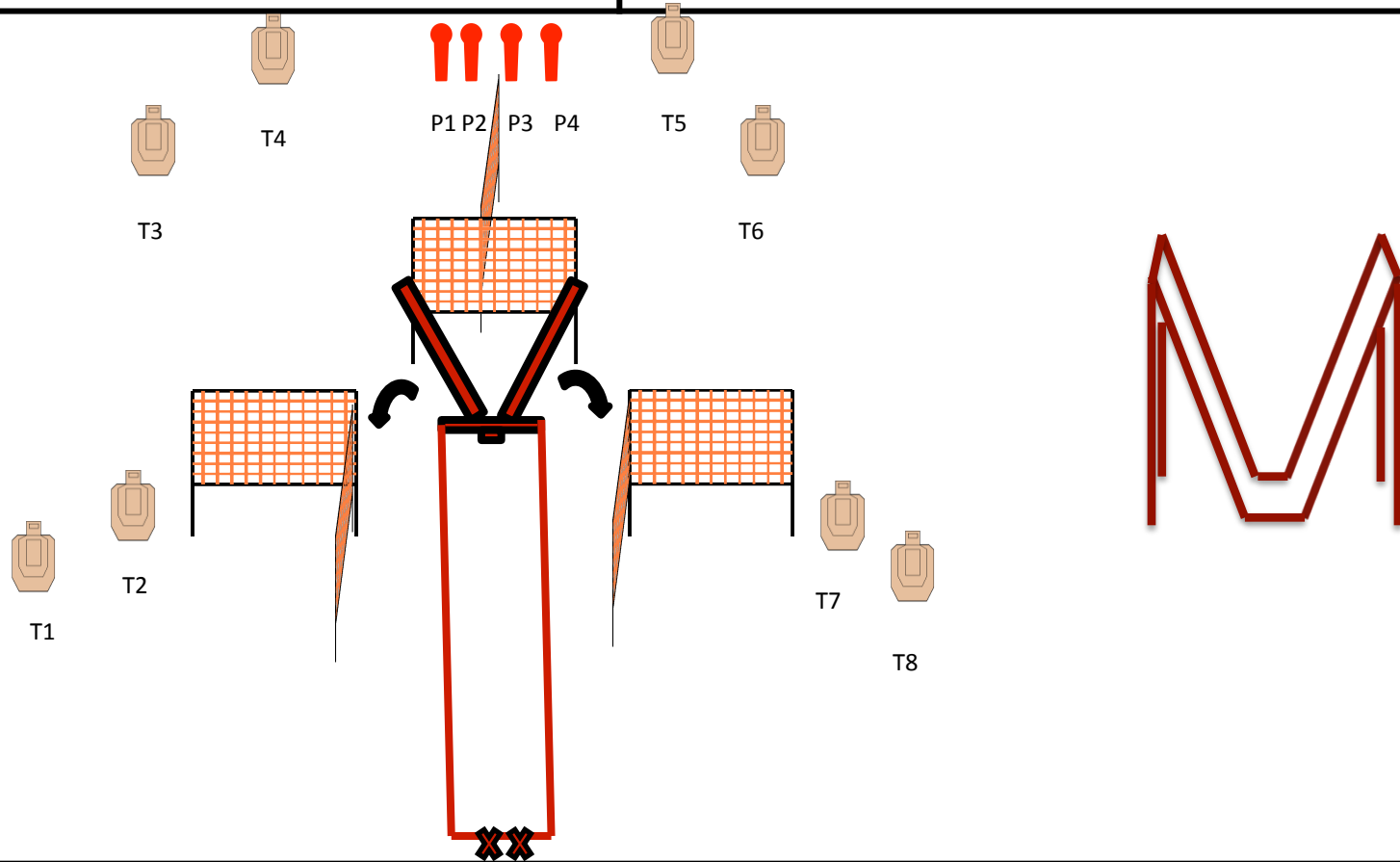
SCORING: Comstock 20 Rounds, 100 Points

TARGETS: 8 Metric, 4 Poppers

SCORED HITS: Best 2 per Paper, steel down = 1A

START-STOP: Audible - Last shot

PENALTIES: Per USPSA Rules



Setup Notes: "V" rocks back and forth powered by the shooter. No more than 2 steel should be seen from each side.

Bay N7



2014 Florida State Match
 Stage Six
 Leg Day!

Course Designer: Jenx
 Rules: per USPSA Rules



START POSITION: Standing anywhere in shooting area, hands relaxed at sides.

GUN READY CONDITION: Un loaded lying flat fully on table, all magazines to be used fully on table.

STAGE PROCEDURE: On signal, engage targets from within shooting area.

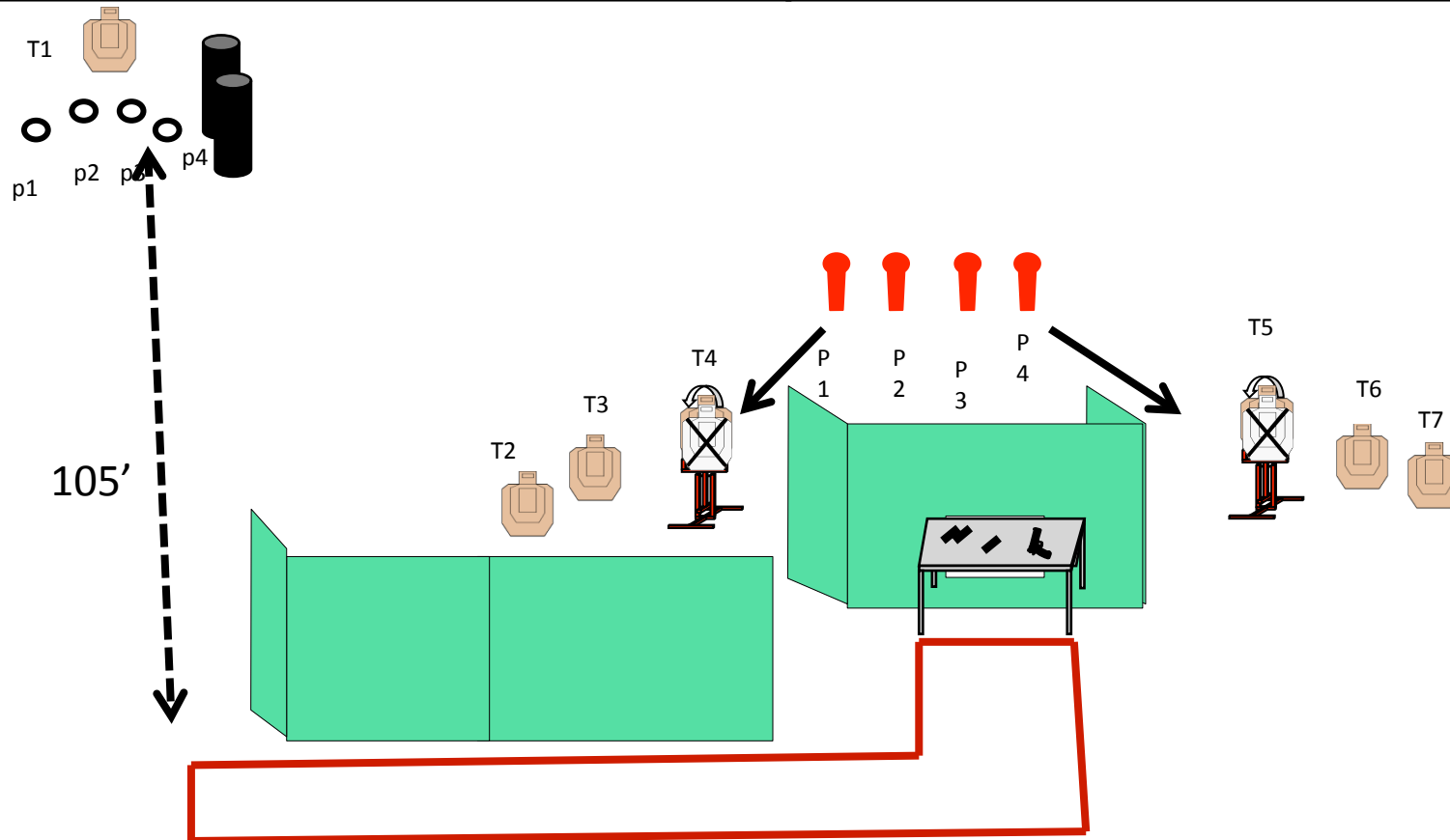
SCORING: Comstock 22 Rounds, 110 Points

TARGETS: 7 Metric, 4 Poppers, 4 plates

SCORED HITS: Best 2 per Paper, steel down = 1A

START-STOP: Audible - Last shot

PENALTIES: Per USPSA Rules



Setup Notes:

Port is under table, Popper 1 activates T4 maxtrap which remains visible after activation, Popper 4 activates T5 maxtrap which remains visible after activation.

BAY S1



2014 Florida State Match
Stage Seven
Corn-hole?

Course Designer: Jenx
Rules: per USPSA Rules



START POSITION: Toes touching X's, hands relaxed at sides.

GUN READY CONDITION: Loaded and holstered.

STAGE PROCEDURE: On signal, engage targets from within shooting area.

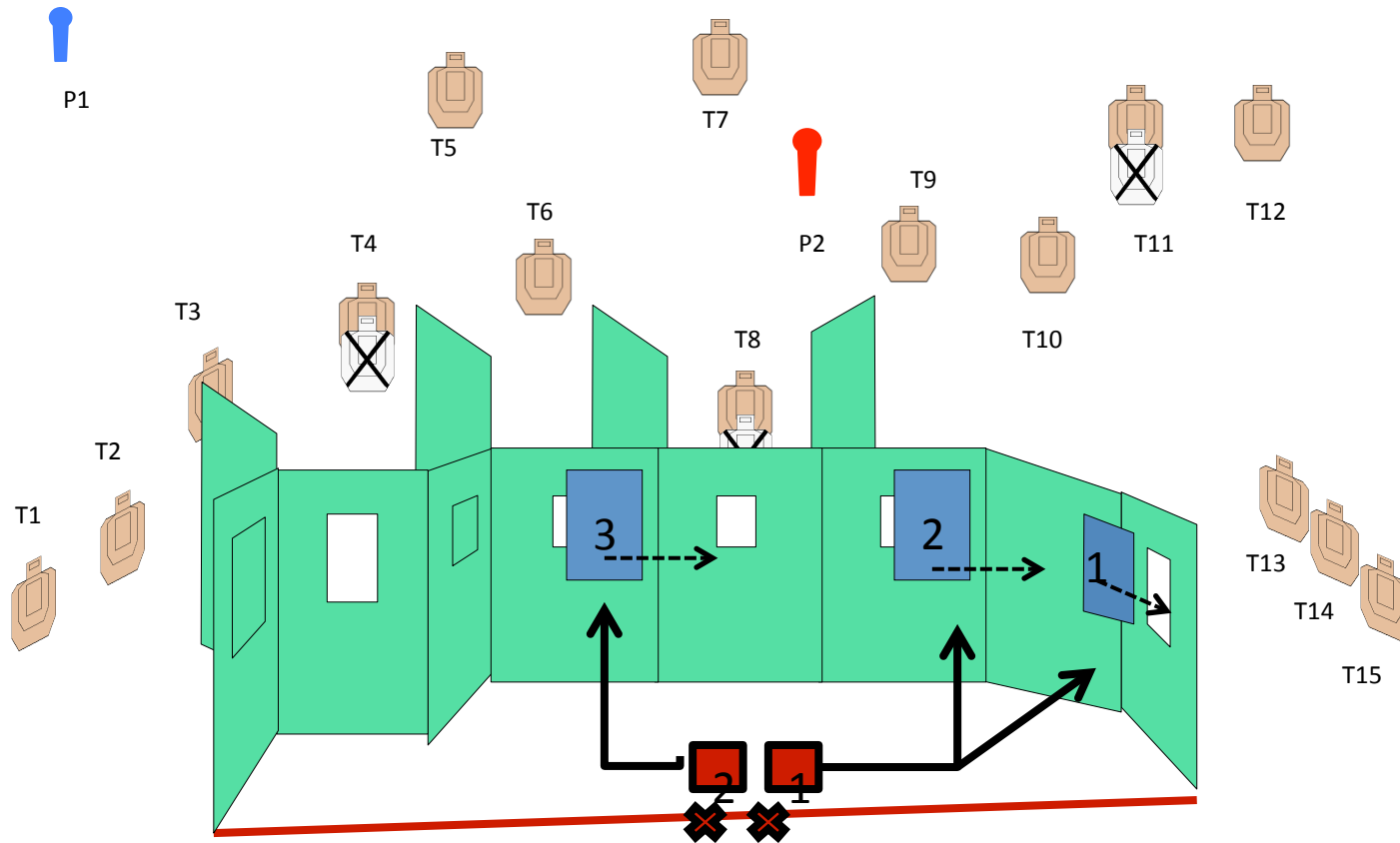
SCORING: Comstock 32 Rounds, 160 Points

TARGETS: 15 Metric, 2 Poppers

SCORED HITS: Best 2 per Paper, steel down = 1A

START-STOP: Audible - Last shot

PENALTIES: Per USPSA Rules



Setup Notes: Stomp pad 1 activates door 1 and 2, stomp pad 2 activates door 3. T 7 & 8, 13, 14, & 15 are disappearing targets .



Florida State Match 2014
Stage Eight
Crooked Mile
Course Designer: Jenx
Rules: per USPSA Rules



START POSITION: In shooting area, Toes on marks, hands relaxed at sides.

GUN READY CONDITION: Gun loaded and holstered.

STAGE PROCEDURE: On signal, engage targets from within the shooting area.

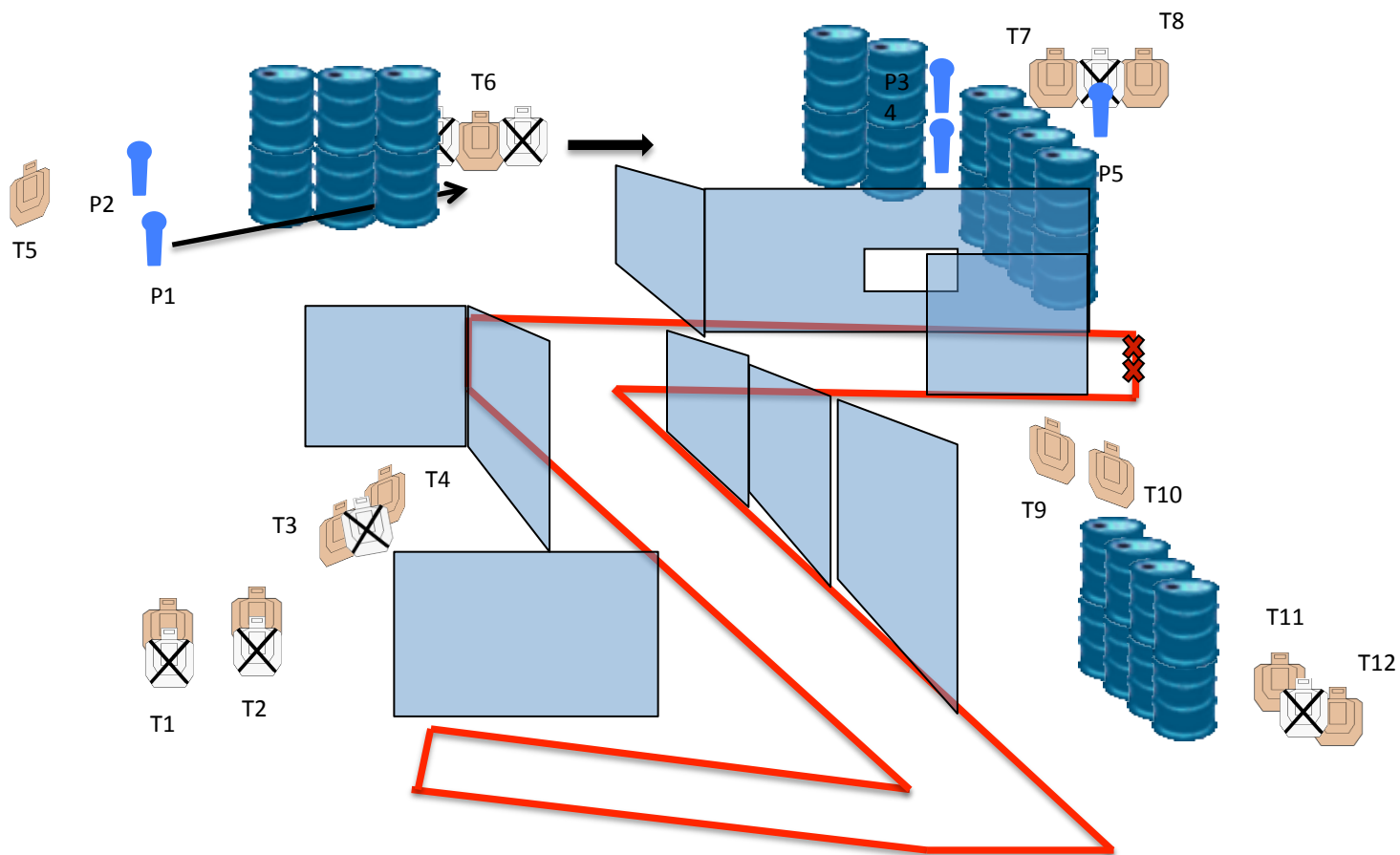
SCORING: Comstock 29 rounds, 145 points

TARGETS: 12 Metric, 5 Poppers

SCORED HITS: Best 2 per Paper, steel down = 1A

START-STOP: Audible - Last shot

PENALTIES: Per USPSA Rules



BAY S14

Setup Notes: P 1 activates T 6 slider which is visible at rest.



2014 Florida State Match
 Stage Nine
 Thunder Time
 Course Designer: Jenx
 Rules: per USPSA Rules



START POSITION: Standing anywhere in shooting area, hands relaxed at sides.

GUN READY CONDITION: Loaded and holstered.

STAGE PROCEDURE: On signal, engage targets from within shooting area.

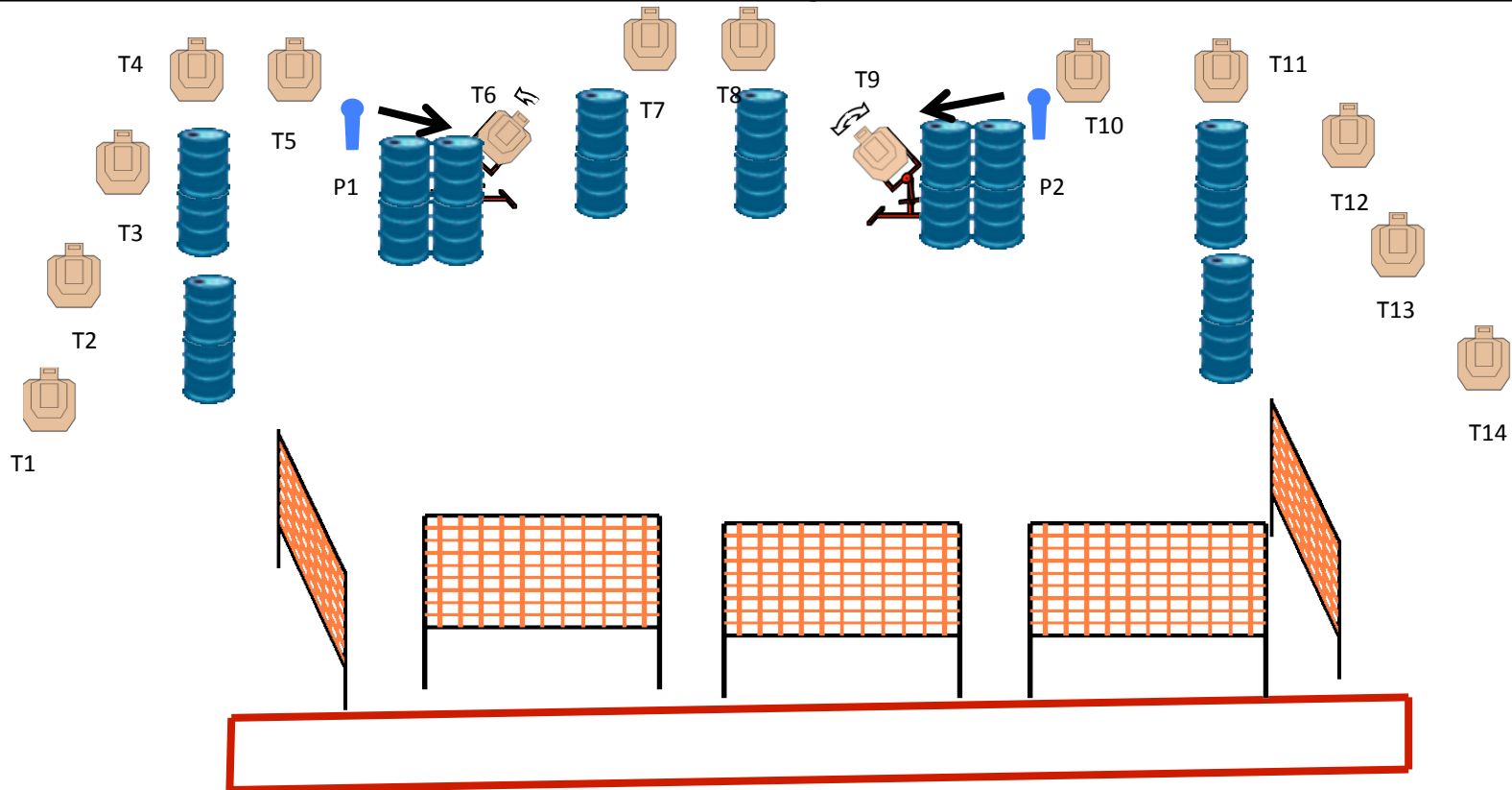
SCORING: Comstock 30 Rounds, 150 Points

TARGETS: 14 metric, 2 Poppers

SCORED HITS: Best 2 per Paper, steel down = 1A

START-STOP: Audible - Last shot

PENALTIES: Per USPSA Rules



Setup Notes: P 1 activates T 6 swinger which is visible at rest, P 2 activates T 9 swinger which is visible at rest.

Bay (8or9)



2014 Florida State Match
 Stage Ten
 Booty Boogie
 Course Designer: Jenx
 Rules: USPSA Rules



START POSITION: Toes touching X's, hands relaxed at sides.

GUN READY CONDITION: Loaded and holstered.

STAGE PROCEDURE: On signal, engage targets from within shooting area. Shooting area is the wooden platform and plank and has clearly marked fault lines.

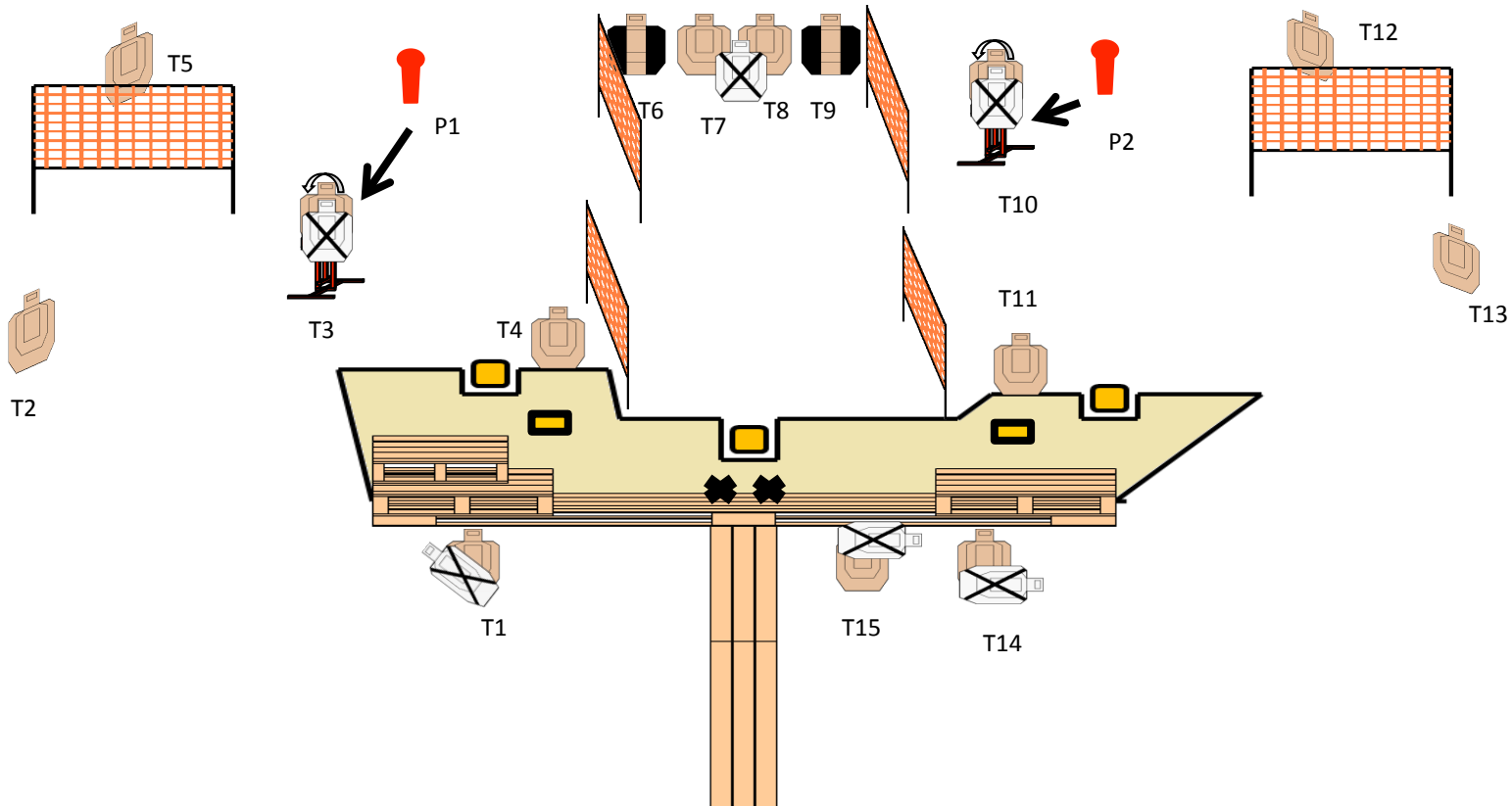
SCORING: Comstock 32 Rounds, 160 Points

TARGETS: 15 metric, 2 Poppers

SCORED HITS: Best 2 per Paper, steel down = 1A

START-STOP: Audible - Last shot

PENALTIES: Per USPSA Rules



Setup Notes: Popper 1 activates T 3 Maxtrap which is visible after activation, Popper 2 activates T 10 Maxtrap which is visible after activation. T 4 and T 11 are hidden by ports which must be opened by the shooter.

BAY 10